

A Message from the Regional
Waste Reduction Office

Know Before You Throw!



Did you know that not all items considered “recyclable” belong in your curbside cart? Some should be taken to depot (plastic bags, glass, Styrofoam), some can be donated (books or textiles), and some can be recycled at specialized depots (propane tanks, hazardous waste).

With all of those options, it’s important to “Know Before you throw”, make your recycling efforts count and keep contamination (items that don’t belong) out of recycling carts.

Contamination in recycling carts happens when material not accepted for recycling is put in recycling carts. It’s a major obstacle in the recycling process.

Common examples of contamination include:

- plastic bags or flexible plastics
- bagged recycling, instead of placing items loose in the cart
- unrinsed items and food residue
- Styrofoam packaging (depot only)
- electronics and glass (depot only)
- hazardous items such as batteries or propane cannisters

Why is Recycling Contamination a problem?

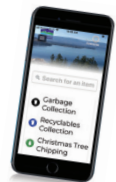
- Entire loads of recycling may be sent to landfill if contamination levels are too high.

- Plastic bags wrap around sorting equipment causing shutdowns and also act like paper on the sort line and end up in paper bales.
- Hazardous materials, glass, and food scraps are a safety concern to workers.
- Overall contamination can reduce the amount of items that get recycled and repurposed.
- Contamination can result in financial penalties to municipalities by Recycle BC and could increase costs to taxpayers.

How Can You Help Reduce Recycling Contamination?

- Know before you throw. Download the Recycle Coach app or check the list of acceptable materials at [RecycleBC.ca/Materials](https://www.recyclebc.ca/materials) to learn what belongs in your recycling cart.
- Rinse your containers. Just a little warm water and drop of soap and a good shake will do the trick.
- Sort your items, especially depot only items such as flexible plastics, glass and Styrofoam.
- Do not bag your recyclables, always place them loose in the cart.

For more info on recycling, download the free Recycle Coach app, visit [rdco.com/recycle](https://www.rdco.com/recycle), or call the Regional Waste Reduction Office at 250.469.6250.



Recycling Guide

A Message from the Regional Waste Reduction Office

Good News! More items are now accepted for recycling.

What Goes in Your Recycling Cart – Put these items loose in your cart, do not bag them

To the curb by 7am

NO PLASTIC BAGS ALLOWED



Paper, envelopes, magazines, catalogues, paper bags



Cardboard and boxboard boxes



Shredded paper (put in paper bag or box and add to your cart)



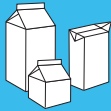
NEW Single use items such as plastic straws, plastic cutlery, paper party decor, paper plates



Paper and plastic drink cups and lids



Plastic packaging & food containers



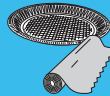
Non beverage Gable-top and Tetra Pak cartons



Spiral-wound cans for chips, juice etc.



Frozen dessert boxes



Foil wrap, containers and plates



Metal cans and lids (with labels)



Empty aerosol cans (no paints, chemicals)



Plastic clamshells and trays

Recycle at Depot Only – Do NOT put these items in your recycling cart, take them to a Depot for recycling only



Styrofoam containers, trays, packaging



Flexible Plastics: Plastic bags, overwrap, chip bags and snack wrappers, zipper bags and pouches, mesh bags, bubble wrap, **NEW** squishy foam packaging and more



Non-refundable glass jars and bottles

What Stays Out of Your Recycling Cart – Leave these items out



NO Garbage



NO Hazardous Waste
Take to a Recycling Depot



NO electronics, appliances
Take to a Recycling Depot



NO soft or hard cover books
Donate to charity



NO hard plastic toys, tote bins, laundry baskets
Donate to charity



NO Tupperware containers
Donate to charity



NO clothes, textiles
Donate to charity



Regional Waste Reduction Office
250.469.6250 rdco.com/recycle
or download the Recycle Coach App

Scan Me for info!

